



bluepoint 4
with Process FLOW Control

UV point source

System-Features

- Adjustable lamp output
- High intensity
- Economical

Advantages

- High power
- Long lamp life
- Entry of complete program flows
- Short curing time
- Ease of use

bluepoint 4

bluepoint 4 is a **high-performance point source** for all applications that need maximum UV intensity. Due to its high intensity and the possibility to program complete exposure sequences with different intensities and waiting periods – **shortest cycle or machining times** can be realized especially in fully automated production lines.

The typical lamp **life is approx. 3.000 hours** (guaranteed lamp life 2.000 hours). When using a Hönle UV-Meter, it is possible to readjust automatically the lamp output in order to maintain the intensity. A slide out module at the front panel of the housing ensures an **easy replacement of the lamp**. A user-friendly menu-driven operation is possible through a touchsensitive keyboard.



Applications

bluepoint point sources are suitable for a large range of applications:

- Bonding, fixing or potting of components in the electronic, optical and medical-technical industry
- Fluorescent excitation for material testing; also suitable for automatic image processing
- High-intensity UV irradiation for chemical, biological and pharmaceutical purposes

Lamp / shutter control

The exposure time can be selected between 0.1 and 999.9 seconds. Alternatively, it is possible to enter the requested dose and bluepoint 4 calculates automatically the exposure time needed.

The display shows the values in mW/cm^2 and alternatively in mJ/cm^2 or in J/cm^2 . Furthermore, the **electrical lamp output can be adjusted in 1% steps from 60% to 100%**. The unit memorizes operating hours and lamp running hours.

Calibration

Calibration can be carried out automatically with a Hönle UV Meter or with manual input. Moreover, the mode of operation „Power readjustment“ allows to adjust the current lamp power automatically in order to maintain a constant UV intensity.

Interfaces

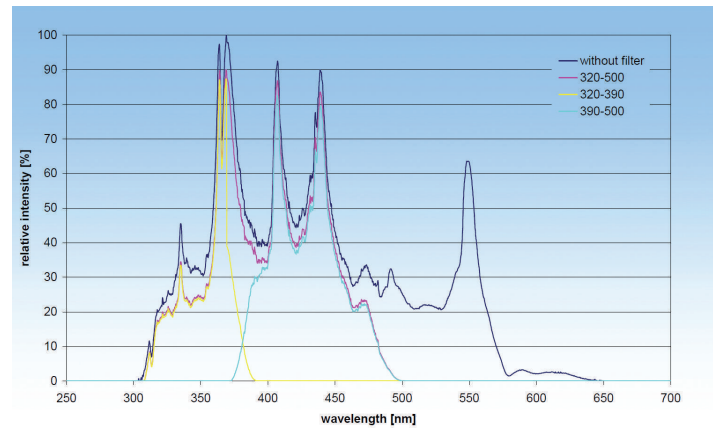
bluepoint 4 has the following interfaces:

- PLC inputs: lamp on, shutter open, dispensing, start program run
- PLC outputs: unit switched on, UV ready, error, shutter open and a variable programmable output
- dry contact with selectable function for additional signals (shutter closed, warning, UV on, etc.)
- RS 232 interface for programming operating parameters, for control of the unit with PLC or PC and for transferring process programs.

Automatic program run

bluepoint 4 can **program complete runs**. The programs can be input via the control or via transmission of a text file written on a PC. 99 lines are available for programming the following:

- exposure sequences with different intensities
- dosage with variable parameters
- activation of external ,handlings‘ components
- waiting periods
- automatic readjustment of lamp power



Spectra bluepoint 4 with different filters

Additional features


All parameter settings can be memorized on 6 storage locations and loaded when needed. The current parameter settings are maintained even after switching off the mains supply.

The unit disposes of extensive error and warning messages. With a keyboard interlock, it is possible to avoid unintentional modifications of parameters. Furthermore, bluepoint 4 has a standby function when the lamp is switched off. Language of menu texts can be chosen between German and English.

Light guides

The following light guides are available:

- Single light guide with the diameters 3 mm, 5 mm and 8 mm
- Double, triple and quadruple light guides with a diameter of the single arms of 3 mm each
- Standard lengths of 1 m and 1.5 m
- Differing lengths on request
- Glas fiber optic
- different types of filters available, see spectrum

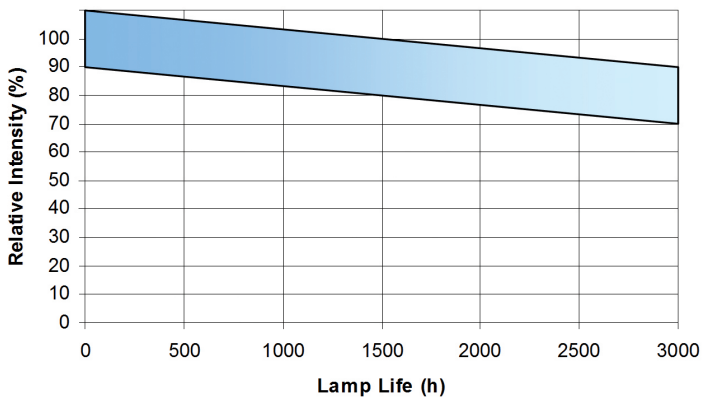


Technical data

max. UVA-Intensity *)	14.000 mW/cm ²
Typical lamp life	> 3.000 Stunden
Timer setting range	0,1 – 999,9 sec
High-pressure mercury lamp-	150 W
Mains supply	90 V – 264 V 47 Hz – 63 Hz
Input current max.	2,2 A
Power rating	200 W
Dimensions (H x B x T)	155 x 450 x 310 mm
Weight	ca. 9,5 kg

*) measured with a Hönle UV Meter and test light guide

Typical UV-output development



Panacol-USA Inc., 142 Industrial Lane, Torrington CT 06790, USA
Phone: (001) 860-738-7449. www.panacol-usa.com

Operating parameters depend on production characteristics and may differ from the foregoing information. We reserve the right to modify technical data. © Copyright Dr. Hönle AG. Updated 09/18.